

EB-25 SS Pressure Regulator

DESCRIPTION

The EB-25 SS from Cash Acme brings state-of-the-art water control technology to pressure regulators. This version of the EB-25 boasts all of the features of the original, while providing the new benefit of stainless steel internals and 100% lead free materials of construction.* The EB-25 has a convenient orange pressure adjustment twist-cap, and numerical indicator which makes installation a quick, one-man job. The unique design also eliminates the water whistle or hum associated with most PRVs, due to innovative “micro-fingers” that dissipate noise as water flows across the seat. And thanks to a patented single-cartridge design, this valve has fewer parts for increased reliability, and it can be serviced without having to remove the valve body.

While pressure reduction is an everyday need necessary to protect appliances and plumbing fixtures, the advanced water control technology of the EB-25 provides unique new benefits to this common application. The biggest breakthrough is the simple numerical indicator that allows the exact desired pressure to be set even before the valve is installed. Once installed, patented design features mean the EB-25 offers improved reliability and easier access for maintenance.

The EB-25 is lead free* and intended for use where supply line pressure does not exceed 300 psi. These valves are supplied by the factory with a standard delivery setting of 45 psi. The outlet pressure can be adjusted from 20-90 psi without changing the spring. The EB-25 is suited for either cold or hot (to 180°F) water service.

*Materials in direct contact with potable water do not contain lead.



FEATURES AND BENEFITS

Convenient orange twist-cap eliminates need for wrench adjustment, numerical indicator shows the pressure without the need for a gauge:

One person can install, saving money and time!

Single piece cartridge can be removed with valve body remaining in place:

You can service all the parts from one place, quicker and easier!

Integral backpass check with the cartridge:

No add-ons or small parts, longer life and more reliable performance.

Cutting edge design and production incorporates “micro-fingers” that dissipate noise due to water flow across the seat:

Meets the latest stringent international standards, quieter installation.

Certified to ASSE Standard 1003 and CSA Standard B356. Listed by IAPMO and ASSE and certified lead free complying with NSF 372:

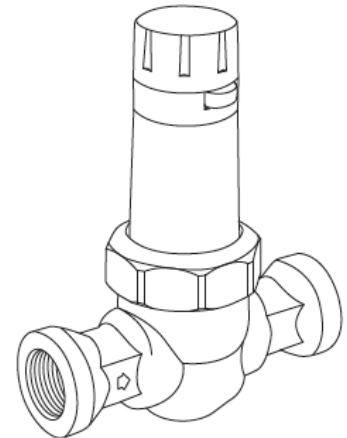
Inspector friendly for peace of mind.

Available with a blanking cap for “rough-in” installations:

Use of a “dummy valve” is unnecessary.

Assembled and tested in the USA:

Prepared in our manufacturing plant in Cullman, Alabama.



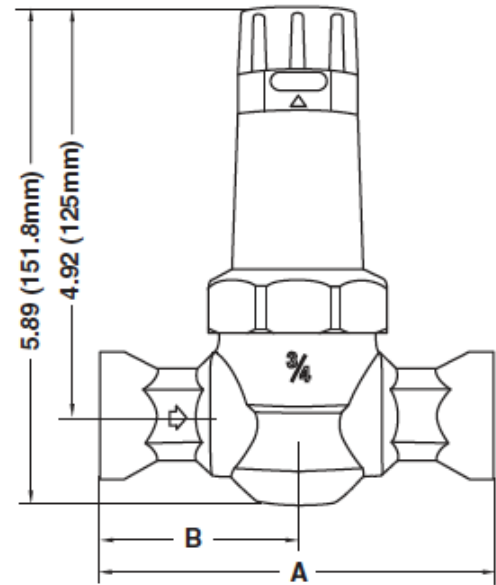
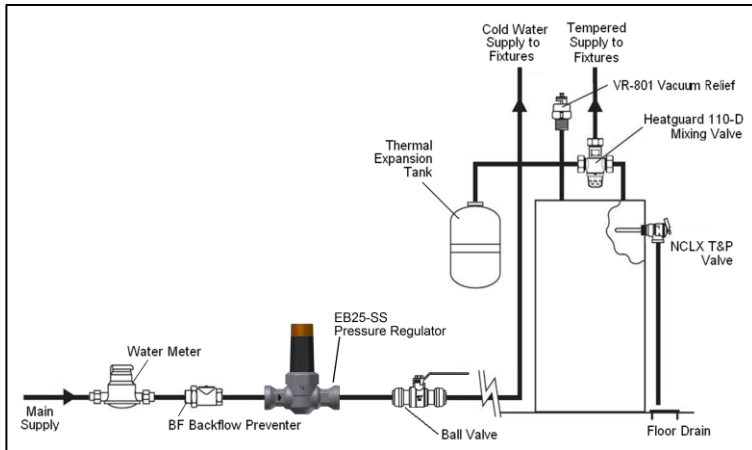
SPECIFICATION

A pressure regulating valve shall be installed to reduce high supplies of incoming water pressure. The valve shall be of a single piece cartridge with a pre-set numerical indicator and micro-fingers for noise dissipation and shall be constructed from 100% lead-free materials. The valve shall be a **Cash Acme EB-25 SS Pressure Regulator**.

EB-25 SS Pressure Regulator

TYPICAL INSTALLATION

The **Cash Acme EB-25 SS** comes supplied with a pre-adjusted pressure set at the factory. Any adjustment to this pressure is easily accomplished by lifting the orange adjustment cap and twisting. The orange adjustment cap can be rotated counter clockwise to decrease pressure and clockwise to increase the pressure. The changes in pressure setting will be visible on the numeric indicator. All pressure adjustments can be made before or after the installation with great ease.



SPECIFICATION DATA

Performance:

Outlet pressure range.....20-90 psi
 Maximum temperature..... 180°F
 Maximum inlet pressure..... 300 psi
 Service..... Water

Materials:

Body..... Stainless Steel
 Spring Chamber..... Nylon
 Adjusting Spring..... Steel (zinc plated)
 Pressure Plate..... Steel (zinc plated)
 Diaphragm..... EPDM
 Body Seat..... Polysulphone
 Seat Disc..... EPDM
 Piston..... Stainless Steel
 Strainer Screen..... Stainless steel

Dimensions	A (mm)	B (mm)
3/4" NPT (Both ends)	4.88 (124.0)	2.44 (62.0)
3/4" Double Union NPT	6.68 (169.6)	3.34 (84.8)
1" NPT (Both ends)	4.88 (124.0)	2.44 (62.0)
1" Double Union NPT	6.80 (172.8)	3.40 (86.4)

Water Capacity (gpm)

Size	P ₂ Variation (PSI)	Differential Pressure (P ₁ -P ₂) PSI			
		10	25	50	100+
3/4" & 1"	5	4.4	5.4	5.4	6.0
	10	11.9	12.3	13.0	11.5
	15	19.3	19.4	20.7	19.8
	20	24.7	26.2	26.0	26.0

AVAILABLE CONNECTIONS

Threaded (NPT) Inlet and Outlet.....3/4" & 1"
 Threaded (NPT) Union Inlet and Outlet.....3/4" & 1"

CERTIFICATIONS

Cash Acme Type EB-25 SS Pressure Regulators are certified to ASSE 1003 and CSA B356 and are listed by ASSE and IAPMO (cUPC). **The EB-25 SS Pressure Regulator** is compliant with NSF 372.